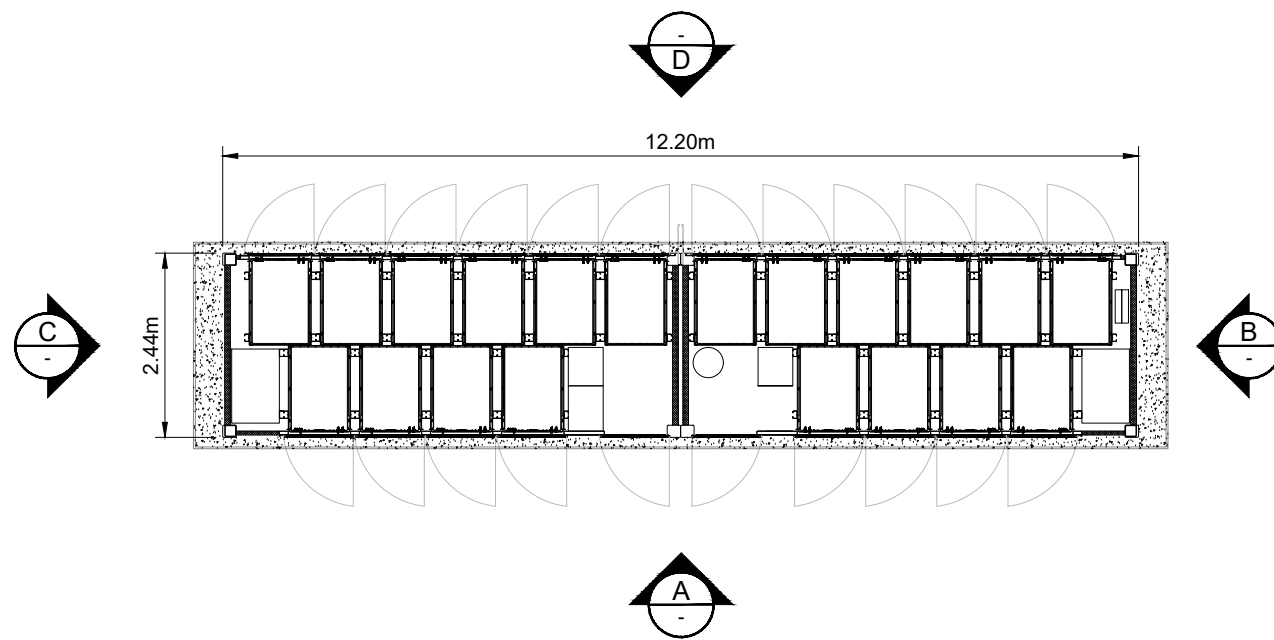
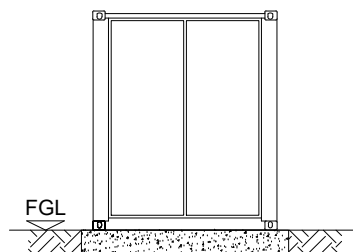


CONCRETE FOUNDATIONS

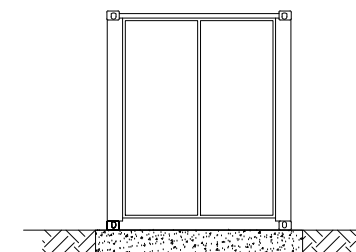
ELEVATION D



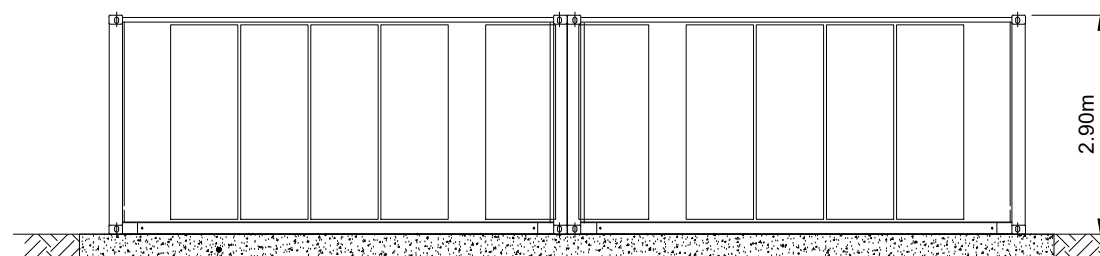
PLAN



ELEVATION C



ELEVATION B



CONCRETE FOUNDATIONS

ELEVATION A

NOTES:

1. ALL DIMENSIONS ARE MAXIMUM ANTICIPATED AND SUBJECT TO DETAILED DESIGN
2. LOCATION OF DOORS IS INDICATIVE ONLY. ACCESS TO BATTERIES MAY BE EXTERNAL FROM SIDE DOORS.
3. APPROXIMATE FINISHED FLOOR LEVEL 0.30m ABOVE EXISTING GROUND.
4. BATTERY CONTAINER FOUNDATIONS ARE INDICATIVE ONLY AND SUBJECT TO DETAILED DESIGN.

ISSUE	DRAWN	CHKD	APPD	DATE	REVISION NOTES
1	FG	SM	JW	2024-07-05	First issue
PURPOSE					COORDINATES
PERMITTING					N/A
SCALE					DATUM
1:100 @A3					N/A
LAYOUT DRAWING					T-LAYOUT NO
N/A					N/A

PROJECT TITLE
BEANE SOLAR

DRAWING TITLE
**FIGURE 9
TYPICAL BATTERY STORAGE
ENCLOSURE**

RES DRAWING NUMBER
05003-RES-BAT-DR-PT-001

REV
1

THIS DRAWING IS THE PROPERTY OF RENEWABLE ENERGY SYSTEMS LIMITED AND NO REPRODUCTION MAY BE MADE IN WHOLE OR IN PART WITHOUT PERMISSION



BEAUFORT COURT,
EGG FARM LANE,
KINGS LANGLEY,
HERTS WD4 8LR, UK
TEL +44 (0) 1923 299200
WWW.RES-GROUP.COM